

EasyPairing.

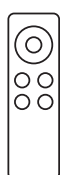
HÄFELE Lighting



easy access to connect mesh

EasyPairing to use Connect Mesh
without App installation

Connect Mesh Eco
Remote Control



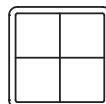
Connect Mesh
Remote Control



Connect Mesh
Furniture Switch



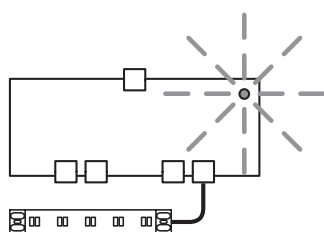
Connect Mesh
Wall Switch



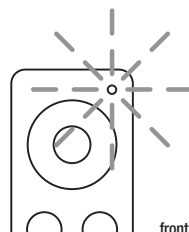
Connect Mesh
Motion Sensor



1.

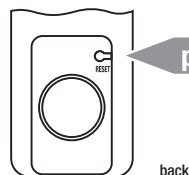
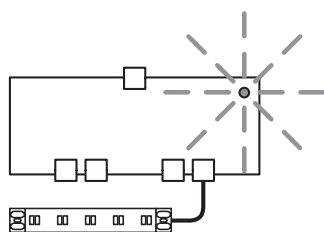


flashing slowly



front

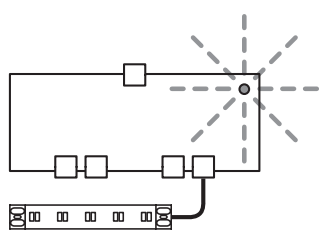
2.



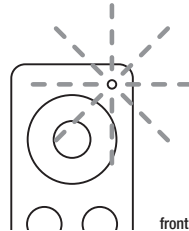
back

press RESET 1 x

3.

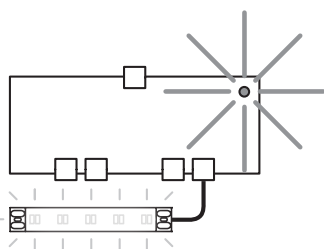


flashing quickly




front

4.



lighting up

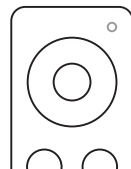


flashing slowly

5.



wait ~ 60 sec.



status LED off

