



LIVE ELECTRICAL DISTRIBUTION UK LTD

4 Queensmead Place, Textilose Road, Manchester, M17 1PH
Tel: 0161 8702592 Web: www.liveelectrical.co.uk
E-mail: sales@liveelectrical.co.uk



Ensure that these instructions are made available to the end user for future reference.

© Product installation and operation guide



SA T2 SURGE PROTECTOR

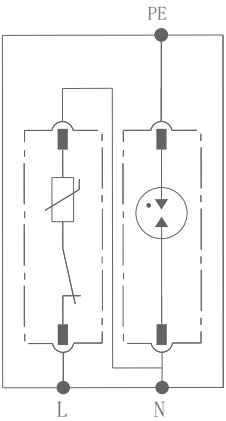
SA T2 SURGE PROTECTOR

Technical Parameters

TECHNICAL (TABLE A)	
Part Number	SA140 1P+N
Description	1P+N 2Pole 20KA/40KA Type 2 Surge Protective Device
Width	36mm(2 Module)
Standard	IEC/EN 61643-11
Flag Indication	Green: Good Red: Replace
Nominal Voltage (Un)	230/275V 50/60Hz
System	TT
Terminal Capacity (Max.)	6mm²-16mm²
Recommended Torque	2.5Nm
Degree Of Protection	IP20
Mounting	35mm Din Rail (To EN 60715)
Maximum Operating Voltage (Uc)	275V
Fuse Type gG	100A max
Admissible Short circuit current (Isc):	25KA

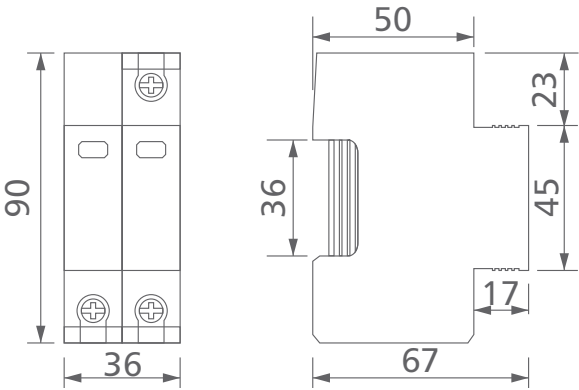
TECHNICAL (TABLE B)	
Type	T2
Temporary over voltage withstand UT	440 / 660VAC
Nominal Discharge current(8/20μS)	20KA
Maximum Discharge Current(8/20μS)	40KA
Voltage protection level (Up)	<1.7kv
Residual voltage at 5 kA	<1.3kv
Operating temperature range	-40°C +85°C

SPD Wiring



1P+N T/T

Outline Dimensions



Installation

According to BS7671, the length of the conductors between the SPDs and the main earthing terminal shall be kept to a minimum, with the total wiring length of conductors between connection points of the SPD assembly, which should preferably not exceed 0.5 m and in no case exceed 1.0 m.

Conductors between SPDs and the main earthing terminal or the protective conductor shall have a cross-sectional area not less than:

6mm² copper or equivalent for Type 2 SPDs installed at or near the origin of the installation.

Torque Setting


Before powering up the installation check all connections are TORQUED to 2.5Nm. Loose connections cause fires!

Flag Indicator Status

Please ensure the SPD flag indicator status is checked regularly.

Should the indicator change to RED the module should be replaced ASAP to continue to provide surge protection.

The SPD is in parallel to the supply so in no way affects the power to the final circuits if activated (RED).



Attention

- 1.This product is used for lightning protection and belongs to electrical equipment. Please pay attention to personal safety.
- 2.The product can only be installed and maintained by qualified personnel, who refer to authorized professionals who can debug and install the product system according to safety standards.
- 3.After the product is put into operation, regular maintenance and inspection should be carried out. If any problems are found, the cause must be identified and repaired or replaced in a timely manner.

Maintenance

The power surge protector needs to be regularly maintained and inspected to ensure reliable operation of the equipment.

1. Check whether the connection of the terminals is reliable, whether there is any electrical corrosion or looseness, and whether the working status indicator is abnormal. If there is any, it needs to be dealt with in a timely manner.

2. After a thunderstorm, the working condition of the protector should be checked in a timely manner and recorded.

Environment

Waste electrical products should not be disposed of in household waste. Contact your retailer or local authority for recycling information.